

EDGAR GUZMÁN (1981)

KHIMERA & BELEROFONTE amplified cello and tape (2003)

Performance notes


The score has a periodic chronometric mark to serve as a guide for the cellist to perform all the events written in the score. There is also, another non-periodic chronometric marks locked in boxes and united to a "measure bar"; these marks indicate the minute and exact second in which there is an important event in the tape -like a sudden change on the texture- and it's only in these cases when coordination as exact as possible between cello and tape is needed.


There are no rests; the cello's part must be performed in a continuous way.


fcl Col legno batuto


pizz Pizzicato


ϕ Pizzicato alla Bartok

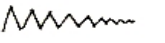
 Circular bow


non vibr → *vibr molto*
 Non Vibrato, then little by little increasing its velocity and amplitude to molto vibrato

 Vary the glissando's velocity and width ad libitum within the indicated interval

IV op  All the "over pressure" must be performed on the IV string. There is not a pitch indicated on the stave because only the over pressure sound without pitch is required; thus try to avoid any incidentally pitch by shut down the string's vibrations with the left hand.

op stacc
 Has the same characteristics of the previous over pressure, but this is very short (staccato)

IX pont → *tasto*
op  An "over pressure" generated by one-movement's vertical bow (without pitch)

n v
 Up and down bow in accelerando - rallentando

Bow positions

ord Bow in normal position

sul pont Sul ponticello

sul pont molto Sul ponticello molto -bow almost over the bridge-

\dagger Quarter-tone high

\dagger Quarter-tone low

2'00"

IV pont → tasto circular bow accelerando — rallentando ad lib.

IV pont → tasto simile

IV pont → tasto simile

(p) p p p p p sffzp p p

2'15"

2'30"

2'30"

IV pont → tasto sul pont IV tall → punta

sul pont molto stacc $\text{♩} = 60$ v n v n

accelerando

I v ord

tremolo rall...

(p) p ff

ff psub fsub psub sffzp f

2'45"

2'50"

3'00"

3'00"

$\text{♩} = 60$ sul pont molto v n v n stacc.

(trem. rall)

ord v

ord v n v n

n sul pont molto

IV op stacc II ord

(f) sffzp p sffzf psub ff sffzf f sffz p f p n v

3'15"

3'30"

3'30"

IV I stacc $\text{♩} = 60$ II v n v n sul pont molto

sul pont

ord v

sul pont molto

ord non vibr → vibr molto

IV op stacc III sul pont molto

(f) p p sffz p f sffz p ff psub

3'45"

4'00"

4'00''

4'15''

4'30''

(sul pont molto) IV pont → tasto sul pont molto
 ord non vibr → vibr molto
 II ord sul pont molto
 III ord

ffz p → ff → p → f → sffz p → f → sffz p → f → sffz p → f → sffz p → f → sffz p → f

gliss

sffz f sffz

4'30''

4'45''

4'49''

5'00''

sul pont molto
 II ord → sul pont → sul pont molto
 tremolo accel → rall ad lib.
 IV tall → punta
 IV tall → punta

f sffz f sffz sffz f sffz ff ff ff ff

op

5'00''

5'15''

5'30''

punta
 punta → tall
 IV tall → punta
 ord martellato
 martellato

sffz ff sffz ff sffz p → ff sffz f sffz p → ff sffz f sffz p → ff sffz f sffz

op

5'30''

5'45''

6'00''

III ord
 fcl
 pizz trem accel → rall arco
 trem rall
 fcl trem accel → rall

sffz p sffz f sffz f sffz f ff possibile fp sffz sffz sffz p ff sffz